



Summary Feedback

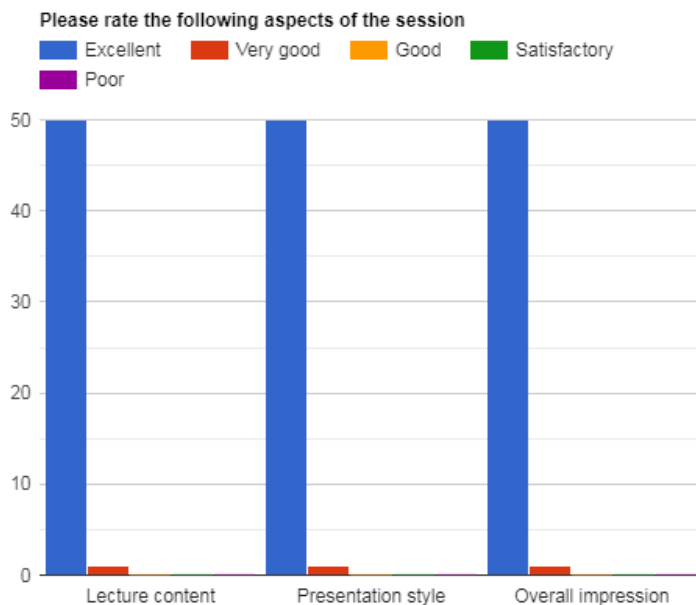
(Combined feedback broadcasted at multiple times this week)

PRE - RECORDED ST1-ST4 Teaching Programme 2023

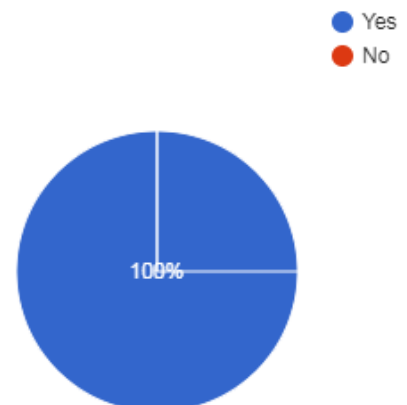
GIT - Hepatobiliary Part - 1 (19th and 20th August 2023) Lecturer: Sami Khan

Summary Points:

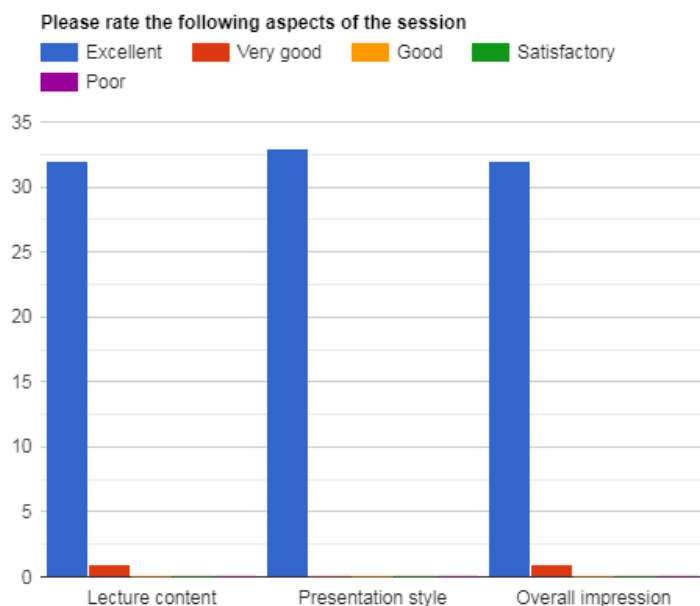
- Total Attendees: 287 from 27 Countries (Algeria, Bahrain, Bangladesh, Egypt, India, Indonesia, Kenya, Malaysia, Myanmar, Nigeria, Oman, Pakistan, Poland, Qatar, Saudi Arabia, Singapore, South Africa, Sri Lanka, Sudan, Swaziland, Tanzania, Türkiye, UAE, UK, Yemen, Zambia, Zimbabwe).
- Total duration: 3 hours (each session broadcasted thrice during the week)
- Total feedback received from 95 participants, from three different broadcasts



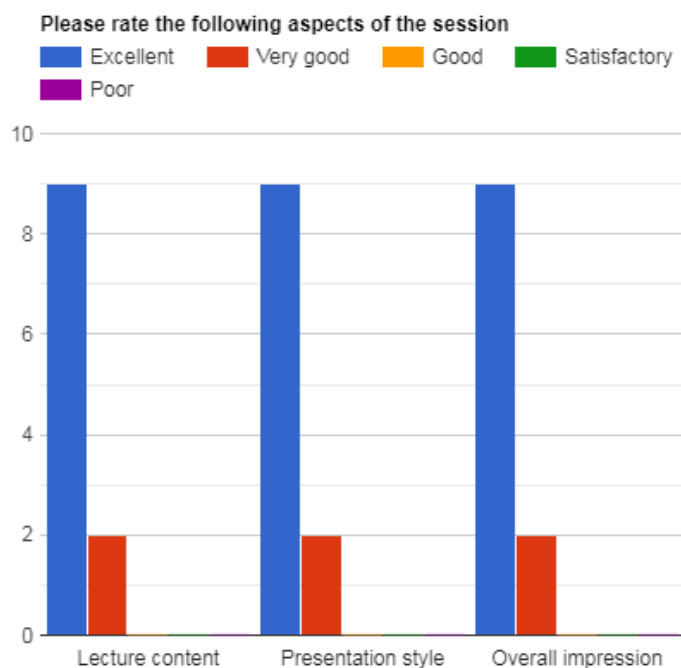
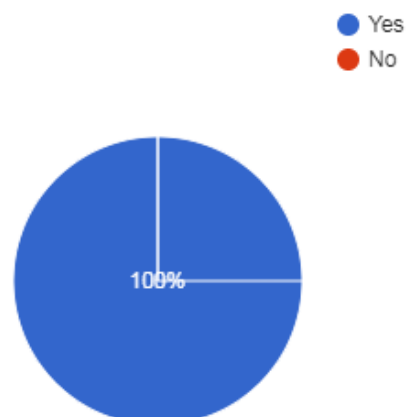
Did you find it useful
51 responses



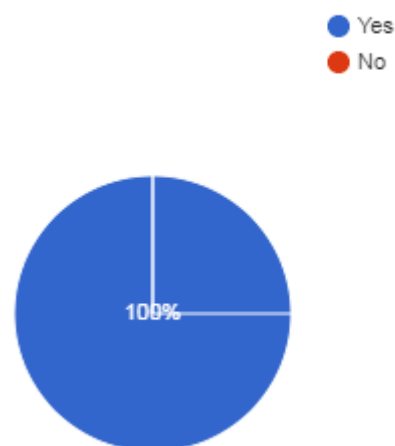
GIT - Hepatobiliary Part -1



Did you find it useful
33 responses



Did you find it useful
11 responses



Testimonials

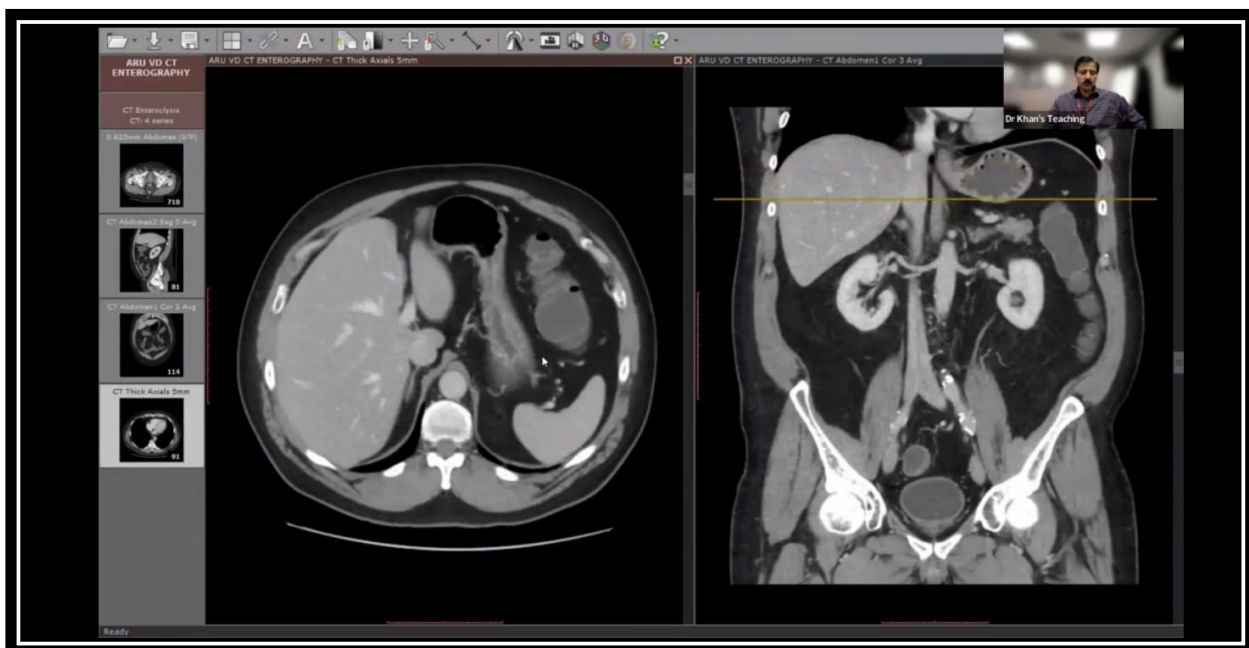
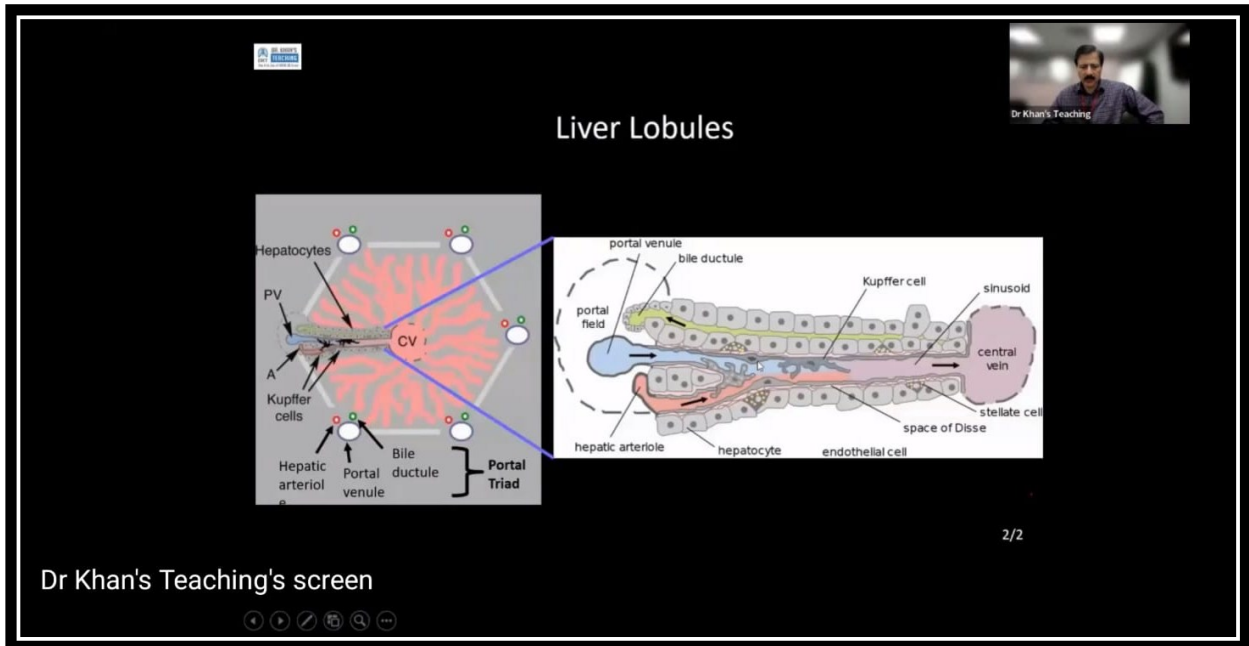
- I liked the way Dr Khan relates the anatomy, pathophysiology and embryology. I have never learned anything like this even in medical school. He really pours everything in your brain and makes sure it stays there! (Pakistan).
- I liked the practical way of teaching using different modalities that are not available in my locality (Nigeria).
- Excellent delivery by Dr Khan, a teacher above many (UK).
- Extremely useful and valuable session! Thank you so much! (UK).

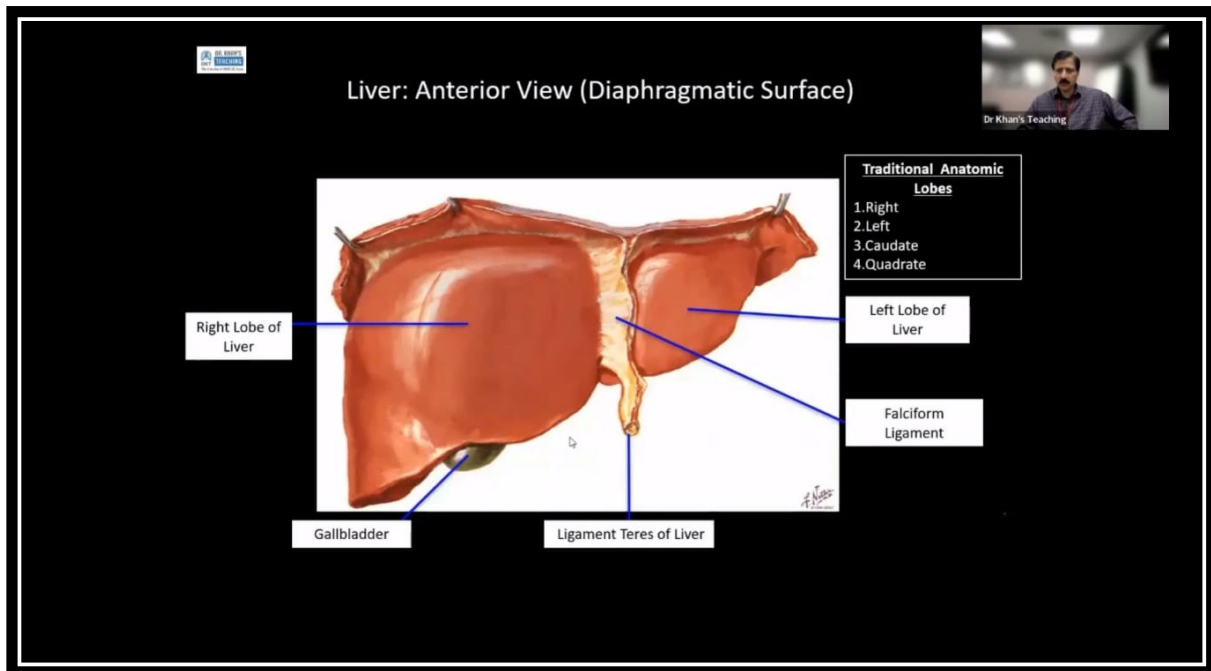
GIT - Hepatobiliary Part -1

- Excellent lecture and interactive teaching (Algeria).
- Excellent teaching work as usual! (Zimbabwe).
- Thank you for the wonderful work (Pakistan).
- I liked excellent overview of focal liver lesions, and reinforced my recent reading on this topic (UK).
- Superb presentation (Bahrain).
- "Excellent and simplified method of teaching. I hope to teach like this someday soon" (Nigeria).
- Awesome (Indonesia).
- Excellent and thanks a lot for your great efforts (Egypt).
- I liked the cases and anatomy (India).
- Superb teaching (Pakistan).
- Slow and conceptual teaching (India).
- Segmental anatomy of liver was useful (UK).
- Excellent (UK).
- All aspects very well explained, concepts clearance, excellent elaboration (Pakistan).
- Very informative session (Pakistan).
- Clear concepts (Pakistan).
- Very useful lecture (Bahrain).
- I liked the information and cases (UK).
- Excellent with too many cases. Step by step differences and discriminators (Saudi Arabia).
- All aspects were useful (Yemen).
- Excellent session and very detailed explanation of all concepts of liver MRI. Thanks a lot (Pakistan).
- I liked the review of anatomy. The cases and the detailed explanations how to interpret the images were useful (UK).
- It's been beautiful so far (UK).
- Great teaching (Pakistan).
- Very educative (Nigeria).
- Superb (UK).
- Excellent session (Pakistan).
- Best session (Pakistan).
- Excellent as usual (Saudi Arabia).
- Exceptional (India).
- Excellent teaching session (Algeria).
- Wonderful (Pakistan).
- Very useful (Yemen).
- Excellent as always (UAE).
- Detailed teaching (Nigeria).
- Complete lecture was superb (Bahrain).
- The FRCR tips, anatomy were amazing (Kenya).
- Outstanding (Pakistan).
- Dr Khan, we are very proud of you (Pakistan).
- I liked the way, the basics are usually explained, including the anatomy (Tanzania).
- The entire session was useful (Pakistan).
- Very useful review of interesting cases and differentials (Algeria).
- Case demonstrations was superb (Pakistan).
- I liked the patient teaching, correlation with anatomy and pathology (Pakistan).

GIT - Hepatobiliary Part -1

- Every aspect were useful (India).
- Explanation of concepts on images were amazing (Pakistan).
- Perfect (Pakistan).
- Best session (Pakistan).
- Clear concepts (Pakistan).
- Thanks a lot (Yemen).





=====XX=====XX=====